

Photo Movingline



Apton Partitioning Ltd
Unit 19
Cannon Business Park
Darkhouse Lane
Caseley
West Midlands
WV14 8XQ

Sales Tel: +44 (0) 870 429 6578
Fax: +44 (0) 870 429 6579
www.apton-partitioning.com

Photo Movingline



delivering the promise

We are skilled at innovative work space solutions to help clients and architects meet their diverse and demanding objectives.

We have the expertise and resources to resolve your Work Space Solutions.

Aplon Partitioning was founded in 1973, as part of the Dexion Group and in 2002 bought themselves out. The current shareholders, who have vast experience in manufacturing, saw Aplon's range of products as an ideal opportunity to utilise the Black Country manufacturing heritage and moved the whole business from Hemel Hempstead to Coseley.


Aplon Partitioning specialises in designing, manufacturing and distributing demountable office partitions and is one of the UK's leading manufacturers of Office Partition Systems.

As members of the RIBA CPD provider network our systems are available in NBS Plus (K30).

Our in-house technical team has worked alongside award winning architects and designers to deliver space management solutions. Should you require a more bespoke or a specific solution to a project you are working on, please contact us. Our team can manage all aspects of your project from the feasibility and concept design stage through to manufacturing and installation.

Aplon Partitioning has an approved nationwide distribution network that works alongside partitioning and interior fit out contractors that specialise in the installation of our full range of products.

From Offices to Hotels, from Universities to Hospitals and everything in between, Aplon has the partitioning systems to assist you to maximise your work space solution.





Movingline 75mm

Folding walls are panels hinged together to form a flat wall in its closed position. These can be either floor mounted or top hung. Our 75mm Movingline systems are usually used where there is insufficient load bearing soffit or support structure above so the floor needs to take the weight of the Folding wall.

Features of Movingline

- Panels are hinged together continuously
- Top hung or floor supported system
- Easy operating securing bolts
- Access doors at no extra cost
- Fire rated to class 0 surface spread of flame (when combined with suitable surface finishes and substrates)
- Acoustic properties

The Movingline 75mm system is constructed from 10mm high density particleboard and is hinged together for ease of manoeuvrability. Floor mounted profile sections are finished in silver anodised aluminium (other colours by request) and have a variety of parking solutions including single wing and bi-parting options for both Top hung or floor supported folding wall systems.

Movingline 100mm

Our Movable acoustic wall systems are of the highest specifications available and are designed to cover various applications, where sound reduction is required. A movable wall gives designers and architects a flexible and versatile approach to the design of any modern workplace environments. Our Movingline series is specified where a functional space is required by the end user.

Features of Movingline

- Maximise space
- Easily manoeuvrable
- Suitable for schools, offices, hotel and conference facilities
- Acoustic properties
- Fire rated class 0 & 1 surface spread of flame (when combined with suitable surface finishes and substrates)
- Various parking options
- Choice of finishes including veneer, melamine, laminate or vinyl

The Movingline 100mm partitioning is constructed from 18mm high density particleboard on a steel sub-frame and then secured by steel retaining plates. Each seal exerts approximately 1750N at the base and head of the panel. The panels contain a concealed mechanical jacking system and sound reducing fire resistant mineral fibre. The internal mechanical jacking system operates the retractable seals to the base and head. The operating handle is inserted in the side profile trim and is fully concealed within the wall once the wall is in its closed position. Depending on the choice of suspension, panels can either be parked in line or remotely parked.



Movingline Glazed

The Apton frameless moving glass partition has an aesthetic value bringing both a modern and contemporary feel to any working environment. They are an ideal solution for a work place that requires a transparent utilisation of space. Doors can be situated almost anywhere within the track and you can choose to have the single or double acting.

Features of Movingline

- Suspended from overhead track systems
- No floor tracks or guides
- Floor pins keep the panels secure in the opening
- Optional custom etching

Constructed using 10.12mm tempered safety glass or tempered / laminated 6-8mm. The aluminium T-10 rail system with curve crossings and coated ball-bearing train gearing mechanisms guarantees excellent manoeuvrability of wall and door elements. Curve crossings guarantee that even high elements are easy to use.

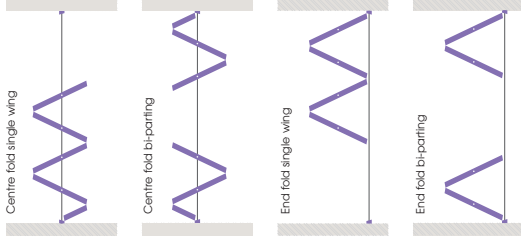
Single point suspension (Centre parking) or dual suspension (offset or remote parking). Finished in anodised aluminium (other colours by request) and suspended from a suitable structural soffit by M10 threaded steel rods. Depending on the choice of suspension, panels can either be parked in line or remotely parked.



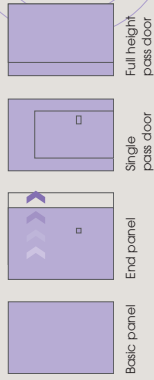
Solutions

Specifications

Series 75 stacking options



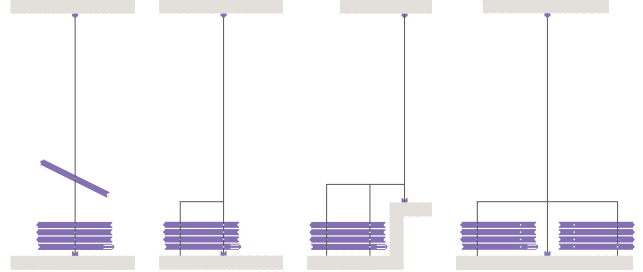
Panel options



Glazed panel

Double pass door

Series 100 stacking options



Movingline specifications and performance

Specification

Maximum height

100mm: Up to 6m (1-Point suspension); up to 5m (2-Point suspension).
75mm: Up to 4.000mm up to Rw 42 dB sound reduction; 3500mm for Rw 45 dB sound reduction.

Maximum panel width

100mm: From 600mm to 1200mm as standard, (wider panels available).
75mm: 900mm up to Rw 42 dB sound reduction; 850mm for Rw 45 dB sound reduction.

Maximum opening width

100mm: Unlimited.
75mm: Varies according to panel width/weight. Wider openings may be constructed using floating units.

Panel thickness

100mm: 100mm
75mm: Varies according to sound reduction rating.

Panel finishes

100mm: Melamine, timber, laminate, vinyl, paint, steel, carpet, phiboard, nitres, sound absorbing materials, glazed or left ready for own decoration.
75mm: Melamine, timber, laminate, vinyl, paint, glazed or left ready for own decoration.

Track options

100mm: 1-Point suspension (centre stacking), 2-Point suspension (multi-directional, offset and remote stacking), aluminium tracks with integral ceiling support firm.
75mm: Bottom rolling with top guide (top hung without floor guideset and remote stacking), aluminium tracks with integral ceiling support firm.

Standard track finish

100mm: Polyester powder coated white. Other colours available on request.
75mm: Polyester powder coated white. Other colours available on request.

Performance

Sound reduction range

100mm: Rw 35dB, Rw 40dB, Rw 43dB, Rw 46dB, Rw 49dB, Rw 50dB, Rw 54dB.
75mm: Rw 30dB, Rw 35dB, Rw 37dB, Rw 42dB, Rw 45dB.

Weight range

100mm: 35 Kgs to 70 Kgs per square metre.
75mm: 30 Kgs to 60 Kgs per square metre.

Fire ratings

100mm: Class 1 surface spread of flame and class 0, when combined with suitable surface finishes and substrates.
75mm: Class 0 surface spread of flame when combined with suitable surface finishes and substrates.